

WHITE OAK INDIA **DIGITAL** LEADERS PORTFOLIO



August 2023 Update
Portfolio Data as on 31st July 2023

CONFIDENTIAL- DO NOT REPRODUCE

These materials are provided solely on the basis of request received from the recipient and it should not be construed as an investment advice and form a primary basis for any person's or investor's investment decisions. See the important disclaimer at the end of this presentation.



Portfolio Performance: White Oak India Digital Leaders Portfolio

5 January 2022 – 31 July 2023, Net of Fees in INR

	Portfolio	Benchmark % S&P BSE 500 ²	Excess Returns (bps)
July 2023	1.7%	3.9%	-228
YTD 2023	10.9%	11.0%	-14
Since Inception (CAGR)	-8.0%	8.3%	-1624
Since Inception (Cumulative)	-12.2%	13.3%	-2545

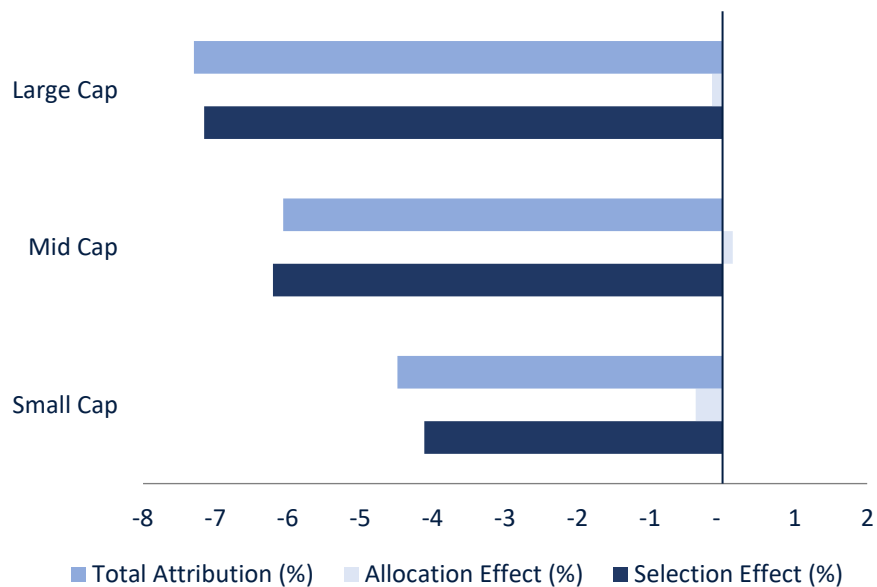
Nifty India Digital ¹	S&P BSE 100 Large cap ¹	S&P BSE 150 Mid cap ¹	S&P BSE 250 Small cap ¹
2.3%	3.2%	5.9%	7.6%
15.9%	8.5%	18.7%	21.7%
-9.8%	7.0%	13.1%	11.3%
-14.9%	11.2%	21.3%	18.2%

¹All indices are Net Total Return in INR. Performance is net of all fees and expenses (including taxes). Performance shown since 5 January 2022 as client monies were managed from this date. Performance related information provided herein is not verified by SEBI. Past performance is not a reliable indicator of future results. Please note that performance of your portfolio may vary from that of other investors and that generated by the Investment Approach across all investors because of 1) the timing of inflows and outflows of funds; and 2) differences in the portfolio composition because of restrictions and other constraints. Performance relative to other Portfolio Managers within the selected Strategy : [Click Here](#). ²Based on SEBI and APMI guidelines, the Benchmark of the Portfolio Approach is changed to S&P BSE 500 TRI w.e.f. April 1, 2023.
CAGR : Compound Annual Growth Rate

Market Cap Attribution Analysis¹

Stock selection drives performance : 5 January 2022 – 31 July 2023

Attribution by Market Cap¹



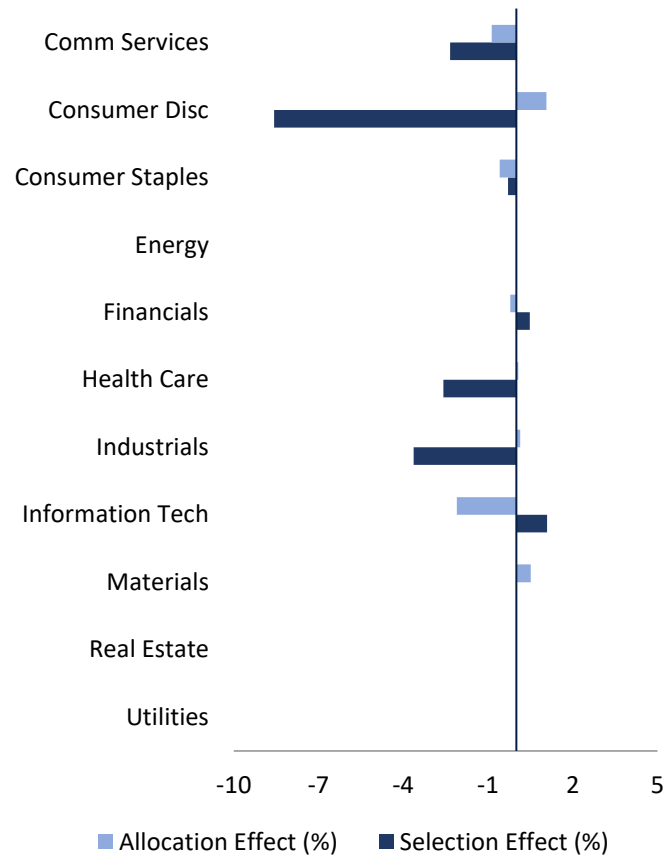
	Portfolio		Benchmark		Attribution		
	Average Weight (%)	Total Return (%)	Average Weight (%)	Total Return (%)	Selection Effect (%)	Allocation Effect (%)	Total Attribution (%)
Large Cap	57.3	-0.9	78.3	12.5	-8.3	0.2	-8.1
Mid Cap	24.6	-19.6	14.3	17.3	-8.4	0.8	-7.7
Small Cap	14.7	-19.0	7.4	12.8	-4.5	0.0	-4.5
Cash/Futures/Others	3.4	0.0	0.0	0.0	-	-	0.2
Total	100.0	-6.8	100.0	13.3	-21.3	1.2	-20.1

¹FactSet's Attribution Analysis. Performance is gross of fees, taxes and expenses. Market Cap Classification as per Securities and Exchange Board of India (SEBI) guidelines for Mutual Funds. Performance related information provided herein is not verified by SEBI.

Sector Attribution Analysis¹

Stock selection drives performance : 5 January 2022 – 31 July 2023

Attribution by Sector



Sector	Portfolio		Benchmark		Attribution		
	Average Weight (%)	Total Return (%)	Average Weight (%)	Total Return (%)	Selection Effect (%)	Allocation Effect (%)	Total Attribution (%)
Comm Services	11.4	-19.6	2.8	2.8	-2.7	-0.8	-3.6
Consumer Disc	21.3	-23.5	9.0	26.3	-9.6	1.1	-8.5
Consumer Staples	6.0	26.7	8.4	37.4	-0.5	-0.6	-1.1
Energy	0.0	0.0	9.3	16.8	0.0	-0.4	-0.4
Financials	26.1	18.7	30.1	16.0	0.7	-0.2	0.5
Health Care	4.1	-43.5	5.2	8.3	-2.9	0.0	-2.8
Industrials	8.8	-7.1	8.0	35.6	-3.7	0.2	-3.5
Information Tech	18.9	-12.8	11.8	-17.6	1.2	-2.4	-1.2
Materials	0.0	0.0	10.2	6.8	0.0	0.5	0.5
Real Estate	0.0	0.0	0.8	17.6	0.0	0.0	0.0
Utilities	0.0	0.0	4.3	9.1	0.0	-0.2	-0.2
Cash/Futures/Others	3.4	0.0	0.0	0.0	-	-	0.2
Total	100.0	-6.8	100.0	13.3	-17.6	-2.6	-20.1

¹FactSet's Attribution Analysis: GICS Classification. Performance is gross of fees, taxes and expenses.

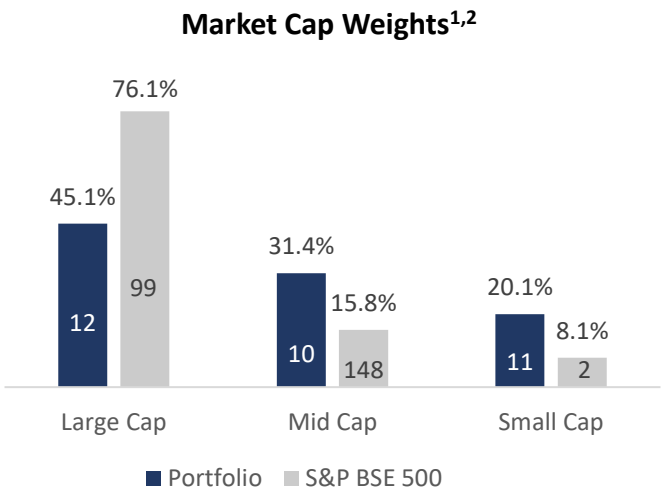
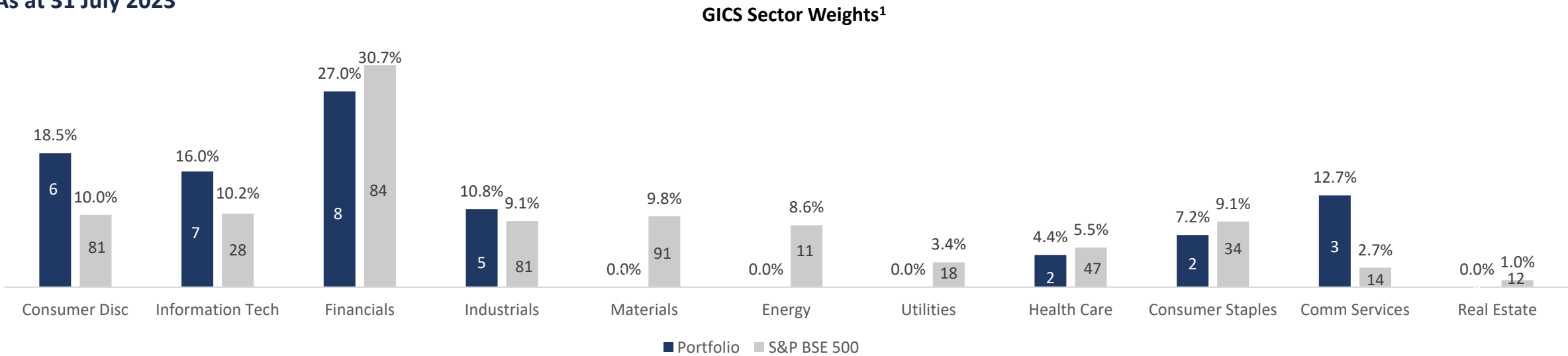
Top 10 contributors and detractors for 5 January 2022 – 31 July 2023

Top 10 Contributors	Ending Weight (%)	Total Return (%)	Contribution to Alpha (bps)
Cholamandalam Investment	5.7	+100.4	+314
ICICI Bank	8.9	+27.4	+92
Kaynes Technology India	2.3	+88.8	+91
ABB India	1.8	+58.8	+47
Data Patterns (India)	1.3	+57.7	+40
Syngene International	1.8	+41.1	+37
Titan Company	8.3	+17.4	+36
Hindustan Unilever	1.3	+8.5	+30
Nestle India	5.9	+11.3	+22
LTIMindtree	0.9	-2.2	+17

Top 10 Detractors	Ending Weight (%)	Total Return (%)	Contribution to Alpha (bps)
FSN E-Commerce Ventures	3.2	-57.7	-464
Dixon Technologies (India)	0.0	-49.1	-198
Metropolis Healthcare	0.0	-57.9	-195
Info Edge India	9.3	-17.8	-192
Saregama India	3.4	-21.2	-177
Dr. Lal PathLabs	2.7	-38.8	-158
Coforge	4.6	-19.1	-132
Mphasis	0.0	-40.2	-121
Bajaj Finserv	2.8	-11.1	-120
L&T Technology Services	0.9	-29.6	-116

Portfolio Composition

As at 31 July 2023



¹The number inside the bars denote the number of companies in each classification. ETF's and Index futures are included in large cap. ² Market Cap Classification as per Securities and Exchange Board of India (SEBI) guidelines for Mutual Funds. ³ WhiteOak Research, Bloomberg.

Terms & Conditions with respect to this Presentation:

The purpose of this presentation is to provide general information of a product structure to prospective investors in a manner to assist them in understanding the product. The Presentation is purely for information purposes and should not be construed to be investment recommendation/advice or an offer or solicitation of an offer to buy/sell any securities. This Presentation is for the personal information of the authorized recipient(s) and is not for public distribution and should not be reproduced or redistributed to any other person or in any form without prior permission of White Oak Capital Management Consultants LLP (White Oak Capital Management). While reasonable endeavors have been made to present reliable data in the Presentation, but White Oak Capital Management does not guarantee the accuracy or completeness of the data in the Presentation. White Oak Capital Management or any of its connected persons including its subsidiaries or associates or partners or employees shall not be in any way responsible for any loss or damage that may arise to any person from any inadvertent error in the information contained, views and opinions expressed in this Presentation. Past performance should not be taken as an indication or guarantee of future performance, and no representation or warranty, express or implied, is made regarding future performance. Information, opinions and estimates contained in this Presentation reflect a judgment of its original date of publication by White Oak Capital Management and are subject to change without notice. This Presentation is not directed or intended for distribution to, or use by, any person or entity who is a citizen or resident of or located in any locality, state, country or other jurisdiction, where such distribution, publication, availability or use would be contrary to local law, regulation or which would subject White Oak Capital Management and its affiliates to any registration or licensing requirement within such jurisdiction. The product described herein may or may not be eligible for sale in all jurisdictions or to certain category of investors. Persons in whose possession this Report/Presentation may come are required to inform themselves of and to observe such restrictions.

This presentation is qualified in its entirety by the Disclosure Document/Client Agreement and other related documents, copies of which will be provided to prospective investors. All investors must read the detailed Disclosure Document/Client Agreement including the Risk Factors and consult their tax advisors, before making any investment decision/contribution to be managed under the Portfolio Management Services offered by White Oak Capital Management. Capitalized terms used herein shall have the meaning assigned to such terms in the PPM and other documents.

Portfolio Manager: White Oak Capital Management Consultants LLP

Contact Details – Registered and Corporate Office - Unit 6 B2, 6th Floor, Energy Building, Appasaheb Marathe Marg, Prabhadevi, Mumbai - 400 025. Tel: (91-22) 62308100

Investor Queries - Email: contact@whiteoakindia.com

Registration Details – INP000005865

Direct Investment: For availing Portfolio Management Services you can reach us directly without any third-party intermediation by emailing us at contact@whiteoakindia.com or by calling us on +91-22- 62308100.